

HD3-P Display

Handheld Display with Integrated Patch Cord Microscope (PCM)



HD3-P Display Hardwired to
FBP Probe Microscope

Key Features

- Two microscopes in one system; inspect both the bulkhead (female) and patch cord (male) ends of fiber interconnect
- A/B switch on display lets users quickly toggle fiber views of bulkhead and patch cord
- 1.8-in TFT LCD to view clear, crisp, detailed images of fiber end faces with optimum resolution
- Ergonomic small form factor design for ultimate portability
- 200X or 400X magnification patch cord microscope in display
- GripSwitch™ for power save mode (conserves battery life)

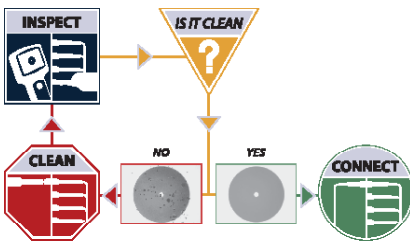
Applications

- Quickly, easily inspect both sides of fiber interconnects
- Inspect bulkhead with probe microscope and patch cord with PCM
- Streamline your INSPECT BEFORE YOU CONNECTSM process

HD3-P Display

The new HD3-P display from JDSU further expands the value of the popular HD3-series display for fiber end face inspection by integrating a patch cord viewing microscope into the compact design, resulting in significantly increased workflow efficiency and decreased total inspection time. The HD3-P combines the power of two microscopes into one system, allowing simultaneous inspection of both the *female* (bulkhead) and *male* (patch cord) sides of a fiber interconnect. The HD3-series display is well known for its high-quality image resolution and compact, portable design, and with the addition of the integrated patch cord microscope, it is sure to be the preferred tool for fiber technicians.

Inspect Before You ConnectSM



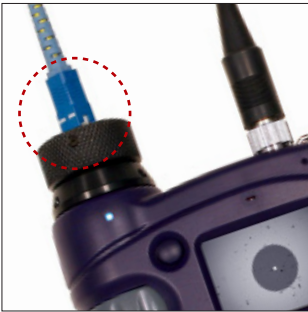
Contamination is the number 1 reason for troubleshooting optical networks. Proactive inspection and cleaning of fiber connectors can prevent poor signal performance, equipment damage, and network downtime.



2

Improve Workflow

1
INSPECT THE PATCH CORD




2
PRESS A/B BUTTON TO ACTIVATE PROBE



3
INSPECT THE BULKHEAD



4
CONNECT

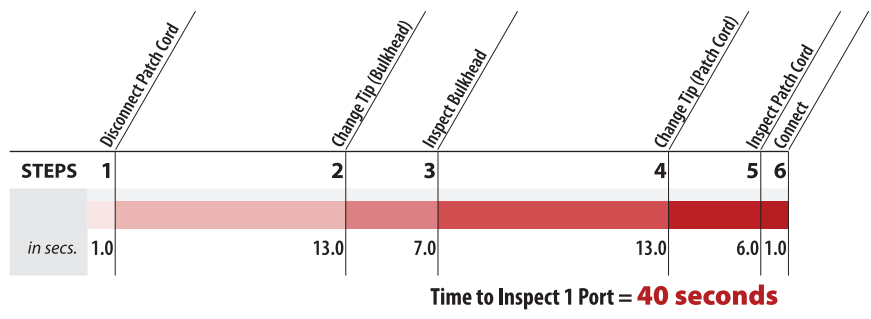


Benefits

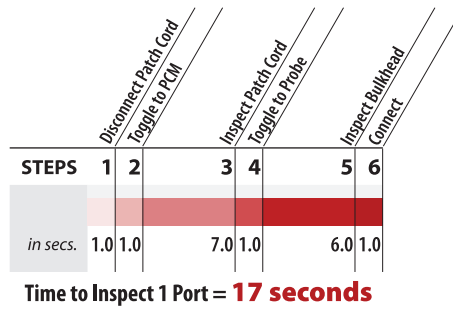
- Lets users quickly inspect both sides of the fiber interconnect
- Reduces inspection time by more than 50 percent
- Prevents misplaced and mishandled inspection tips
- Inspects bulkhead with probe microscope and patch cord with PCM
- Eliminates changing inspection tips on the probe to inspect patch cord side
- Prevents misrouting by inspecting one port/channel at a time
- Protects *male* (patch cord) ends from contamination by *parking* it in the patch cord module

Average Inspection Time Comparison

Traditional display units can take up to 40 seconds to change tips and inspect both the bulkhead and patch cord, as the time trial shows in the top figure. The lower portion of the figure shows how the HD3-P reduces the average time to only 17 seconds for one port.



Traditional Display



HD3-P Display

Cost-savings

The HD3-P features reduce inspection times for both bulkhead and patch cord fiber connections and thus also reduce labor hours for installation and maintenance—up to \$0.54 per mated pair (*based on average labor cost*). These cost reductions translate to a full return on investment (ROI) after inspecting as few as 600 to 700 connector pairs.



Configurations

- Hardwired to FBP series probe microscope
- Hardwired to FBE series probe microscope
- Standalone with 4-pin probe input

Specifications

Dimensions	130 x 98 x 40 mm (5.1 x 3.9 x 1.6 in)
Weight	360 g (12.7oz) with probe
Video display	45.7 mm (1.8 in) TFT LCD
Connectors	4-pin Hirose™ or hardwired to probe
Power source	Built-in rechargeable NiMH, 800mAH battery or AC power supply/charger (100–240 VAC/9VDS/0.4A)
Power mode	ON (continuous on) GRIPSWITCH (activates power save) OFF/CHARGE (power off/charge battery)
Run time	3 hours (continuous on)
Horizontal field-of-view(FOV)(Probe)	550 μm @ 200X; 350 μm @ 400X
Horizontal FOV (PCM)	550 μm @ 200X; 350 μm @ 400X

Hirose is a trademark of Hirose Electronic Corporation.

Ordering Information based on Regional Power Supply

FBP-HD3-P2-EU	with EU power supply
FBP-HD3-P4-EU	with EU power supply
FBP-HD3-P2-UK	with UK power supply
FBP-HD3-P4-UK	with UK power supply
FBP-HD3-P2-AU	with AU power supply
FBP-HD3-P4-AU	with AU power supply

Ordering Information

FBP-HD3-P2	Handheld video display 1.8-in TFT LCD with integrated 200X patch cord microscope; NiMH, 800mAH battery; US power supply
FBP-HD3-P4	Handheld video display 1.8-in TFT LCD with integrated 400X patch cord microscope; NiMH, 800mAH battery; US power supply
FBP-SM05	KIT: Dual-mag (200/400X) FBP probe microscope hardwired to HD3 display (1.8" TFT LCD) with integrated patch cord microscope (400X); interchangeable FBPT inspection tips (2) in hard case: SC and LC bulkhead tips; interchangeable FMAE adapters: Universal 2.5 mm and 1.25 mm patch cord adapters; soft-sided carrying case
FBE-SM5	KIT: High-mag (400X) FBE probe microscope hardwired to HD3 display (1.8" TFT LCD) with integrated patch cord microscope (400X); interchangeable FBPT inspection tips (2) in soft case: SC and LC bulkhead tips; interchangeable FMAE adapters: Universal 2.5 mm and 1.25 mm patch cord adapters; soft-sided carrying case
FBP-SM05-C	KIT: Dual-mag (200/400X) FBP probe hardwired to HD3 display (1.8" TFT LCD) with integrated patch cord microscope (400X); interchangeable FBPT inspection tips (5) in hard case: SC, SC-APC, FC, ST, LC bulkhead tips; interchangeable FMAE adapters (3): Universal 2.5 mm, 2.5 mm APC, 1.25 mm patch cord adapters; IBC™ cleaner for 1.25 mm and 2.5 mm connectors; cleaning solvent and wipes; hard-sided carrying case
FBE-SM5-C	KIT: High-mag (400X) FBE probe scope hardwired to HD3 display (1.8" TFT LCD) with integrated patch cord microscope (400X); interchangeable FBPT inspection tips (5) in hard case: SC, SC-APC, FC, ST, LC bulkhead tips; interchangeable FMAE adapters (3): Universal 2.5 mm, 2.5 mm APC, 1.25 mm patch cord adapters; IBC™ cleaner for 1.25 mm and 2.5 mm connectors; cleaning solvent and wipes; hard-sided carrying case

All statements, technical information and recommendations related to the products herein are based upon information believed to be reliable or accurate. However, the accuracy or completeness thereof is not guaranteed, and no responsibility is assumed for any inaccuracies. The user assumes all risks and liability whatsoever in connection with the use of a product or its applications. JDSU reserves the right to change at any time without notice the design, specifications, function, fit or form of its products described herein, including withdrawal at any time of a product offered for sale herein. JDSU makes no representations that the products herein are free from any intellectual property claims of others. Please contact JDSU for more information. JDSU and the JDSU logo are trademarks of JDS Uniphase Corporation. Other trademarks are the property of their respective holders. © 2009 JDS Uniphase Corporation. All rights reserved. 30162537 000 0109 VFL.DS.FOP.TM.AE

Test & Measurement Regional Sales

NORTH AMERICA TOLL FREE: 1 866 228 3762 FAX: +1 301 353 9216	LATIN AMERICA TEL: +1 954 688 5660 FAX: +1 954 345 4668	ASIA PACIFIC TEL: +852 2892 0990 FAX: +852 2892 0770	EMEA TEL: +49 7121 86 2222 FAX: +49 7121 86 1222	www.jdsu.com/inspect
---	--	---	---	--